

# novis

CairMax

## USER GUIDE





# Important Notice

Before operating this medical equipment, it is important to read this user guide and understand the operating instructions and safety precautions. Failure to do so could result in patient injury and/or damage to the product.

We recommend you keep the user guide near the product.

Therapeutic devices and/or medical equipment should only be used in accordance with manufacturer’s instructions and under the consent, supervision and management of a suitably qualified health professional.











If you have any questions, please contact Novis Healthcare on 1300 738 885.

Novis Healthcare has a policy of continuous product improvement and reserves the right to amend specifications presented in this guide. Information correct at time of production (October 2017) .

© 2017 Novis Healthcare. All rights reserved.

# Definitions of Symbols Used

The following symbols may appear in this user guide, on the product, or on its accessories. Some of the symbols represent standards and compliances associated with the control unit and its use.

-  Important Information
-  Caution
-  Infection Control
-  Do Not...
-  Manufacturer
-  Manufacturing Date
-  **SN** Serial Number
-  Refer to User guide
-  Disposal: Do not dispose of this product as unsorted municipal waste.
-  Collection of such waste separately for special treatment is necessary.





## System Overview

The CairMax is a non-powered hybrid foam air combination pressure redistribution surface. It is suitable for the prevention and treatment of skin breakdown and pressure injuries in patients at risk. It is designed to replace your existing bed mattress on either a standard or profiling electric bed frame.

With a focus on optimum patient comfort, the mattress is designed as a static, non-powered pressure relieving surface. The system uses patient weight and movement to distribute the internal air pressure amongst the cells, in order to maintain a low surface pressure and deliver customised pressure reduction regardless of body shape or posture, while providing a stable surface to maximise weight capacity.

The mattress consists of a foam core, with 10 transverse air cells divided into three zones – head (3 cells), torso (3 cells) and legs (4 cells) – interconnected by a system of air tubes and regulators. The foam core forms a perimeter around the cells and gives the mattress its shape.

Each air cell contains a unique foam insert, designed to provide support, and to achieve air pressure equilibrium across the body contact surface, by displacing air from one zone of high pressure to a zone with lower pressure.

An ultra-soft foam top layer conforms to the contours of the body. Wrapped in an inner cotton cover, in combination with a glide sheet underneath, this layer helps keep shearing to a minimum. The mattress is protected by a durable, multi-stretch vapour permeable cover and a tough, hardwearing base.

The system consists of the following components:

- Foam Air Mattress
- User guide

## Important Notice

2

## System Overview

3

## Contents

3

## Intended Use

4

## Safety Precautions

5

## Mattress Set-Up

6

## Care and Cleaning

7

## Storage

8

## TroubleShooting

8

## Technical Specifications

9

## Warranty Statement

10



## Intended Use

### Indications

The CairMax Foam Air surfaces are indicated for:

- The prevention and treatment of skin breakdown and pressure injuries in at risk patients.

### Contraindications

Patient conditions for which the application of pressure therapy on the CairMax Foam Air surfaces are contraindicated include:

- Unstable fractures
- Gross oedema
- Burns

### Intended Care Setting

Intended care settings for the CairMax Foam Air surfaces are:

- Home Care
- Aged Care

### Connecting System to Other Devices

There are no other devices necessary for normal operation.

The CairMax Foam Air surface can be fitted to most standard hospital or single bed bases

The CairMax **King Single** Foam Air surface can be fitted to most king single sized hospital or king single bed bases.

Therapeutic devices should only be used in accordance with manufacturer's instructions and under the consent, supervision and management of a suitably qualified health professional.

Novis Healthcare accepts no liability for any use, change or assembly of the product other than that stated in this User Guide.









The purpose of the following safety precautions is to direct attention to possible dangers. The safety symbols and their explanations require careful attention and understanding.



The safety warnings by themselves do not eliminate any danger. The instructions or warnings they give are not substitutes for proper accident prevention measures.

For your own safety and the safety of equipment, always take the following precautions.

## General Safety Precautions

-  **Read all instructions before using this medical device**
-  This system must be used on top of an appropriate sized bed frame and the appropriate operating environment as stated in this user guide.
-  Minimise layers between patient and mattress and secure bed sheets loosely so as not to affect the pressure redistribution. As part of a sensible pressure injury prevention strategy, avoid wearing clothing that may cause areas of localised damage due to creases, seams, objects in pockets, etc.
-  Never use sharp objects or electrically heated blankets on or under the system.
-  Product top cover may present a suffocation risk. It is the responsibility of the caregiver to ensure that the patient can use this product safely.
-  Bed frames used with the systems can vary greatly depending on the specific healthcare setting (ie hospitals, aged care, home care, etc). It is the responsibility of the caregiver to take the necessary precautions to ensure the safety of the patient. This includes, but is not limited to, the appropriate use of side rails to prevent falls.

## User Capacity

-  The maximum recommended patient weight for this system is 230 kilograms.
-  Do not exceed this safe working load or you risk injury to the patient or carer and damage to the product.

## Protection Against Hazards

### Fluids

Trapped liquids/moisture in foam may lead to an infection control hazard. Avoid exposing the foam sections of the mattress to liquids, foam is not washable.

### Disposal

Dispose of all components (air cells, mattress cover and base) according to local procedures and regulations or contact Novis Healthcare for advice.



## Mattress Set Up

Carefully unpack the mattress and inspect for any damage that may have occurred during transit. Any damage or missing components should be reported to Novis Healthcare as soon as possible.





**⚠** Confirm there are no sharp objects in the immediate area which may risk damage to the mattress replacement.

Remove your existing mattress and place the foam air mattress on top of your bed – printed top cover facing upwards and foot symbol at foot end of the bed.


The mattress can be covered with a light sheet as required, and is now ready for use.







-  To prevent cross contamination, the mattress should be examined and disinfected between patient use.
-  Clean the mattress in accordance with local infection control policy and government regulations. Failure to do so could cause patient or personal injury.
-  The mattress is not protected against excessive amounts of water. Do not immerse the foam components in water or allow them to get wet.
-  Do not use high temperature autoclave steam cleaning devices or phenolic-based products for cleaning. This could result in damage to the equipment and loss of waterproof qualities of the top cover.

## Cleaning and Infection Control

-  It is recommended that the CairMax is cleaned every two weeks if in constant use.

### Base Cleaning

Swab the mattress base and cells with a solution of sodium hypochlorite or similar (up to 10,000 ppm available chlorine). Dry thoroughly before reassembly.

-  Do not machine wash or tumble dry the air cells or mattress base.
-  If cleaning or disinfection is required, do not allow fluid to enter air cells and air hoses.

Foam is not washable as trapped liquid may present an infection control risk. Do not wash or saturate any foam component. If necessary, wipe with a cloth soaked in isopropyl alcohol and ensure the wiped surface is completely dry before replacing the top cover.

### Disinfection

The mattress base and top cover may be decontaminated by a solution of sodium hypochlorite or similar (up to 10,000 ppm available chlorine). Dry thoroughly before use.

### Top Cover Removal



- 1 Raise the waterfall skirt and locate the zippers at the foot end of the mattress.
- 2 Run each zipper along the side of the mattress from foot end to head end.
- 3 Separate top cover from mattress base.

Before reattaching the top cover, ensure the zippers are at their starting positions at the head end.



### Top Cover Cleaning

Unzip and remove the top cover from the base before washing. For basic care and cleaning, wipe down with warm water containing neutral detergent. The top cover can also be machine washed at 95°C using neutral detergents.


-  Refer to the top cover wash tag for detailed cleaning instructions.
-  Do not use system without top cover.



# Storage and Troubleshooting

## Storage

The mattress should be stored laying flat in a cool and dry area. Avoid laying the mattress upside down, or on the side or end. Avoid stacking mattresses or placing heavy objects on top of the the mattress when not in use.

 **Mattress can not be rolled or folded**


## Troubleshooting

SYMPTOM	SOLUTION
Mattress surface appears to be uneven	Ensure all air cells and foam core are evenly placed along mattress, straighten and re-lay if uneven, crooked or protruding.

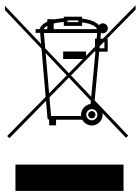




<b>SYSTEM</b>	<b>MODEL</b>	CairMax	CairMax King Single	
	<b>SYSTEM CODE</b>	FAMCM-R02	FAMCM-R02K	
	<b>CAPACITY</b>	230 kg		
	<b>NO OF CELLS</b>	10 (3 at head, 3 at torso, 4 at legs)		
	<b>ARTG</b>	292670		
<b>MATTRESS</b>	<b>DIMENSIONS</b>	<b>LENGTH</b>	2000 mm	2000 mm
		<b>WIDTH</b>	850 mm	1050 mm
		<b>HEIGHT</b>	200 mm	200 mm
	<b>WEIGHT</b>	15 kg	20.4 kg	
	<b>MATERIAL</b>	<b>TOP COVER</b>	PU laminated nylon	
		<b>BASE COVER</b>	PVC laminated polyester	
		<b>AIR CELL</b>	TPU laminated nylon	
	<b>CELL FOAM INSERT MATERIAL</b>	High resilience polyurethane		
	<b>MATTRESS AIR SUPPLY LINE</b>	Heavy duty PVC piping		
	<b>ATTACHMENT</b>	Dual zippers		

 All product specifications are subject to change without notice.


## Waste Disposal



This product may contain substances that could be harmful to the environment if disposed of in places (landfills) that are not appropriate according to the legislation. Please be environmentally responsible and contact your local authority on available options to recycle this product at its end of life.

## Service Life

The expected service life of a mattress is highly dependent on frequency of use, servicing, care and maintenance.

 Do NOT use unapproved accessories or attempt to modify, disassemble or otherwise misuse the CairMax mattress.



# Warranty Statement

This warranty is provided by



Novis Healthcare (ABN 45 102 735 491)  
of Unit 12, 12 Mars Road, Lane Cove NSW 2066

## Australian Consumer Law

Our goods come with guarantees that cannot be excluded under the Australian Consumer Law. You are entitled to a replacement or may be entitled to a refund for a major failure and compensation for any other reasonable foreseeable loss or damage. You are also entitled to have the goods repaired or replaced if the goods fail to be acceptable quality and the failure does not amount to a major failure. Where a failure does not amount to a major failure Novis Healthcare is entitled to choose between providing you with a repair, replacement or refund.

To obtain compensation, you would need to provide documentary evidence of the loss or damage suffered and documentary evidence that such loss or damage was a reasonable foreseeable consequence of a failure by

Novis Healthcare to comply with a consumer guarantee under the Australian Consumer Law.

At our option:

- goods repaired may be replaced by refurbished goods of the same type rather than being repaired
- refurbished parts may be used to repair goods

## Product Warranty

In addition to all rights and remedies which you may be entitled to under the Competition and Consumer Act 2010 (Commonwealth) and any other relevant legislation, Novis Healthcare warrants the CairMax product to be free of defects in materials and workmanship for the following time periods, commencing from the date the product is received by the purchaser.

Soft Goods                      2 year

Subject to the provisions of the Australian Consumer Law, Novis Healthcare excludes, to the fullest extent permitted by law, all liability in respect of loss of profit or other economic loss, direct or indirect or consequential, special, general or other damages or other expenses or costs which may include negligence.

## Warranty Claims

To claim under this warranty, please contact Novis Healthcare and have your receipt or proof of purchase available. Novis Healthcare may need to assess the defect before determining any claim, and additional information may be requested to process your claim.

Any expenses incurred relating to the return of the defective product to Novis Healthcare will be borne by us. We will then, at our discretion, either repair or replace the product, or refund your money and take back the product. Warranty repairs do not extend the length of the warranty period.

## Limited Liabilities

Our liability under this manufacturer's warranty is subject to us being satisfied that a defect was caused by faulty parts, manufacture or workmanship, and was not caused or substantially contributed to by other factors or circumstances beyond our control, including (but not limited to) defective installation, maintenance or repair, product modification or alteration, any neglect, misuse, or excessive use, normal wear and tear or failure to follow manufacturer's instructions.

The benefits conferred by this manufacturer's warranty are in addition to all rights and remedies conveyed by the Competition and Consumer Act 2010 (Cth), and any other statutory rights to which you may already be entitled, and this warrant does not exclude, restrict or modify such rights or remedies that are implied by law.

## Mail To

Novis Healthcare Warranty Returns Unit  
Unit 12, 12 Mars Road Lane Cove NSW 2066

## For more information

Please contact us on 1300 738 885, email us at [novis@novis.com.au](mailto:novis@novis.com.au) or visit [www.novis.com.au](http://www.novis.com.au)





Pressure care and patient handling specialists

[novis.com.au](http://novis.com.au) / 1300 738 885

